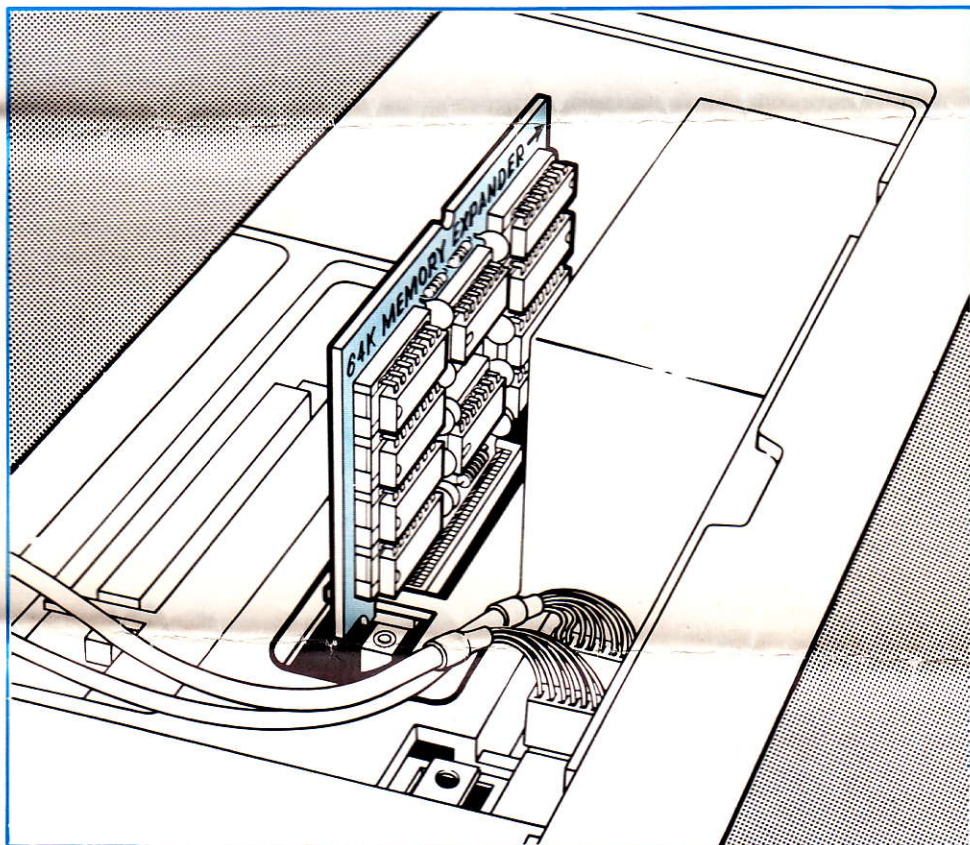


ADAM™

64K Memory Expander



Item No. 2562

COLECO

The 64K Memory Expander Increases the Size of SmartWRITER's Workspace

When the 64K Memory Expander is installed, SmartWRITER™ is immediately ready to use the additional memory as workspace. A 40-page term paper would normally have to be stored as two or three separate files. The 64K Memory Expander allows the same term paper to be stored in one file. This saves time because there are fewer files to store and get. Editing and printing are both easier and quicker.

Special Packaging

Your 64K Memory Expander is made up of delicate electronic parts. These parts are very sensitive to static electricity. To protect your 64K Memory Expander from static electricity, it is packaged in a special anti-static bag. Keep your Memory Expander inside this bag whenever it is not installed in your ADAM.™

CAUTION:

Before installing your 64K Memory Expander, turn the power switch on the back of the printer to off. Unplug the power cord from the electrical outlet.

Installation Instructions

It takes only a few minutes to install the 64K Memory Expander following these step-by-step instructions.


Please read these instructions and study the accompanying illustrations

before you attempt to install your 64K Memory Expander. Improper installation of the 64K Memory Expander can result in damage to both the memory expander and/or your ADAM™ computer.

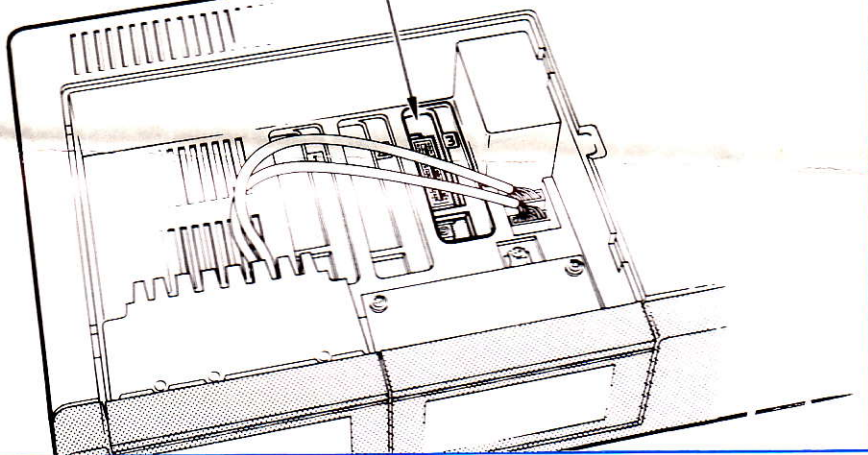
Step 1

Remove the top cover from the Memory Console or Expansion Module #3 by putting your finger or a screwdriver in the indentation on the right, and pulling up.

You will see three expansion connectors. On the plastic to the right of the connectors, are the numbers 1, 2, and 3.



EXPANSION CONNECTOR #3



Step 2

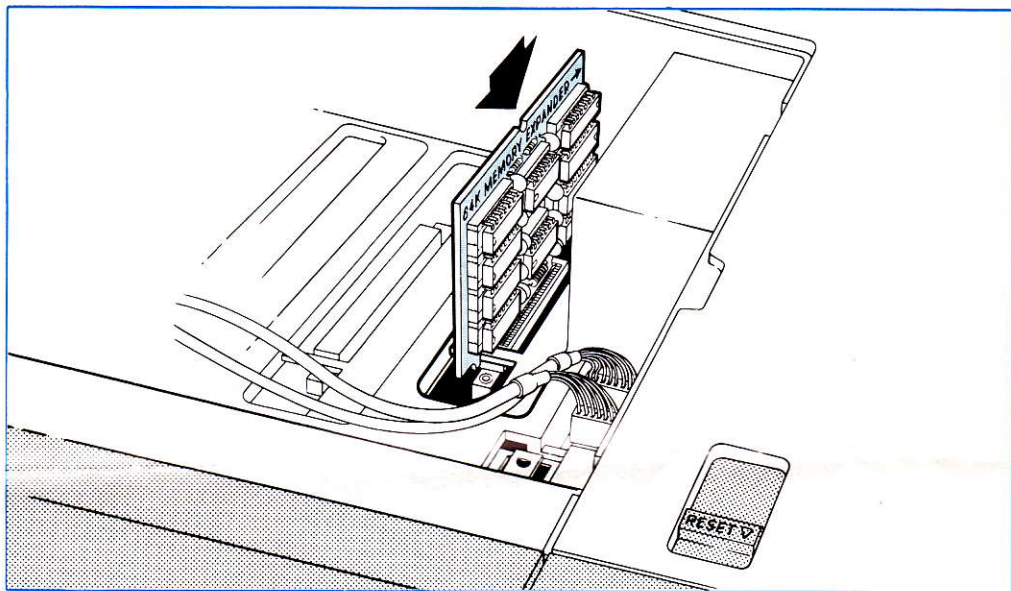
Hold the 64K Memory Expander so that the components stick out to the right. The words **64K Memory Expander** belong at the top with the arrow pointing towards the back of the Memory Console.

If the digital data drive cables are in the way, pull them toward you to allow enough room for the 64K Memory Expander to fit comfortably. Always move

these cables gently so you don't damage the fine wires inside.

Carefully insert the 64K Memory Expander into the Expansion Connector to the extreme right. The connector is labeled #3.

Insert the 64K Memory Expander until it is fully seated. It will slide into position the same way a game cartridge slips into place. **DO NOT FORCE.**



Step 3

Replace the top cover by inserting the tabs on the left side of the cover into the slots on the Memory Console then push the cover into place.

Your 64K Memory Expander is now installed and ready to use.

CAUTION: If you need to remove your 64K Memory Expander, be sure to turn the switch on the back of the SmartWRITER™ printer to OFF and unplug the power cord from the electrical outlet. Pull the Memory Expander straight up and out of the slot.

Uses for the 64K Memory Expander

The 64K Memory Expander is an accessory that is designed to enhance the capabilities of ADAM™ programs. Although all programs written for the ADAM™ Computer can run on the base system, the 64K Memory Expander adds performance and features to some programs. For example, when the 64K Memory Expander is in place, you can create larger documents with SmartWRITER™. The CP/M operating system recognizes the installed 64K Memory Expander as a RAM disk which can be used for rapid transfer of data. And ADAMCalc lets you use an installed 64K Memory Expander for concurrent processing so that you can move a spreadsheet into the background area and print that spreadsheet while working on another one.

90-Day Limited Warranty

Coleco warrants to the original consumer purchaser in the United States of America and Canada that this 64K Memory Expander will be free of defects in material or workmanship for 90 days from the date of purchase under normal in-house use.

Coleco's sole and exclusive liability for defects in material and workmanship shall be limited to repair or replacement at an authorized Coleco Service Station. This warranty does not obligate Coleco to bear the cost of transportation charges in connection with the repair or replacement of defective parts.

This warranty is invalid if the damage or defect is caused by accident, act of God, consumer abuse, unauthorized alteration or repair, vandalism, or misuse.

Any implied warranties arising out of the sale of the 64K Memory Expander including the implied warranties of merchantability and fitness for a particular purpose are limited to the above 90 day period. Coleco shall in no event be liable for incidental, consequential, contingent or any other damages.

This warranty gives you specific legal rights, and you may have other rights which vary from State to State. Some states do not allow the exclusion or limitation of incidental or consequential damages or limitations on how long an implied warranty lasts, so the above limitations or exclusions may not apply to you.

SERVICE POLICY

Please read this 64K Memory Expander Owner's Manual carefully before using the product. If your 64K Memory Expander fails to operate properly, please check the installation instructions. If you cannot correct the malfunction after checking the installation instructions, please call Customer Service on Coleco's toll-free service hotline: 1-800-842-1225 nationwide or 1-800-361-2122 in Canada. This service is in operation from 8:00 a.m. to 10:00 p.m. Eastern Standard Time, Monday through Friday in the United States of America and from 9:00 a.m. to 4:30 p.m. Monday through Friday in Canada.

If Customer Service advises you to return your 64K Memory Expander, please return it postage prepaid and insured, with your name, address, proof of the date of purchase, and a brief description of the problem to the Service Station you have been directed to return it to by the toll-free service information. If your 64K Memory Expander is found to be factory defective during the first 90 days, it will be repaired or replaced at no cost to you. If the 64K Memory Expander is found to have been consumer damaged or abused and therefore not covered by the warranty, then you will be advised, in advance, of repair costs.

If your 64K Memory Expander requires service after expiration of the 90 day Limited Warranty period, please call Coleco's toll-free service hotline for instructions on how to proceed: 1-800-842-1225 nationwide or 1-800-361-2122 in Canada.

IMPORTANT: SAVE YOUR RECEIPTS SHOWING DATE OF PURCHASE.



**ColecoVision® is a registered trademark of Coleco Industries, Inc.
SmartWRITER™, and ADAM™ are trademarks of Coleco Industries, Inc.**

© 1983 Coleco Industries, Inc. All Rights Reserved.

Printed in U.S.A.